

Reimagined office building with abundant
parking in the heart of downtown



PLAZA ON 6TH

1300 SW 6TH AVENUE
PORTLAND | OR



CBRE



RE-INTRODUCING A LEGACY



PLAZA ON 6TH offers a delightful blend of vintage allure and contemporary energy. Its prime location in downtown Portland's Southwest quadrant provides an easily accessible, secure, and welcoming environment for your business and employees.

Positioned in close proximity to major attractions, businesses, and cultural landmarks, this building offers unparalleled convenience. Plaza on 6th is a premier opportunity for all tenants with Plaza on 6th signage opportunity for an anchor tenant.

The building spans over 92,000 square feet on a full city block, offering 3/1000 parking. There is ample opportunity to enhance your organization in a highly amenitized location.



**PRIME DOWNTOWN
LOCATION**



**OVER
92,000 RSF**



**3/1000
PARKING**





Renovated
lobby featuring new
finishes, directory, and
soft seating



- Delivered 2025 -
Building training room,
and conference room
for all tenants



Outdoor
gathering
spaces

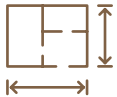


Plentiful parking available

**IN AN AMENITY RICH, NEWLY
RENOVATED BUILDING**

BUILDING UPGRADES & FEATURES

BUILDING FEATURES



**MOVE IN READY
BEST IN CLASS SPEC SUITES
- DELIVERED 2025 -**



**SECURED
UNDERGROUND
PARKING 3/1,000**



**ON-SITE FITNESS
CENTER WITH SHOWER
& LOCKER ROOMS**



**ACCESS TO
KATIE'S CAFE
ON SITE**



**ABUNDANT
OUTDOOR SPACE
WITH BEAUTIFUL
LANDSCAPING**



**CONFERENCE AND TRAINING
ROOM WITH ADJACENT
TENANT LOUNGE**



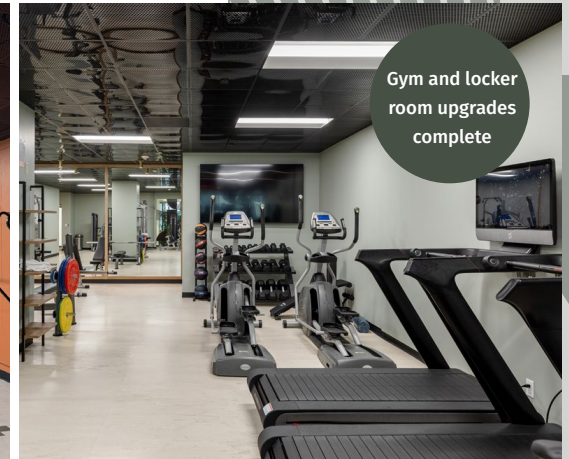

**SECURED IN
BUILDING
BIKE STORAGE**



**MODERNIZED BUILDING
COMMON AREAS, AMENITIES AND
LOBBY UPDATED IN 2025**



**ON-SITE
SECURITY**



DELIVERED 2025

Building refresh that has introduced modern renovations and new amenities, enhancing the workspace experience for tenants.

UNMATCHED QUALITY | UNMATCHED VALUE

BRAND NEW

SPEC SUITES DELIVERED!

Recently completed move in ready spec suites for Portland's creative and professional firms.

Flexible spaces accommodate 3,000-17,000 RSF users.

4TH FLOOR



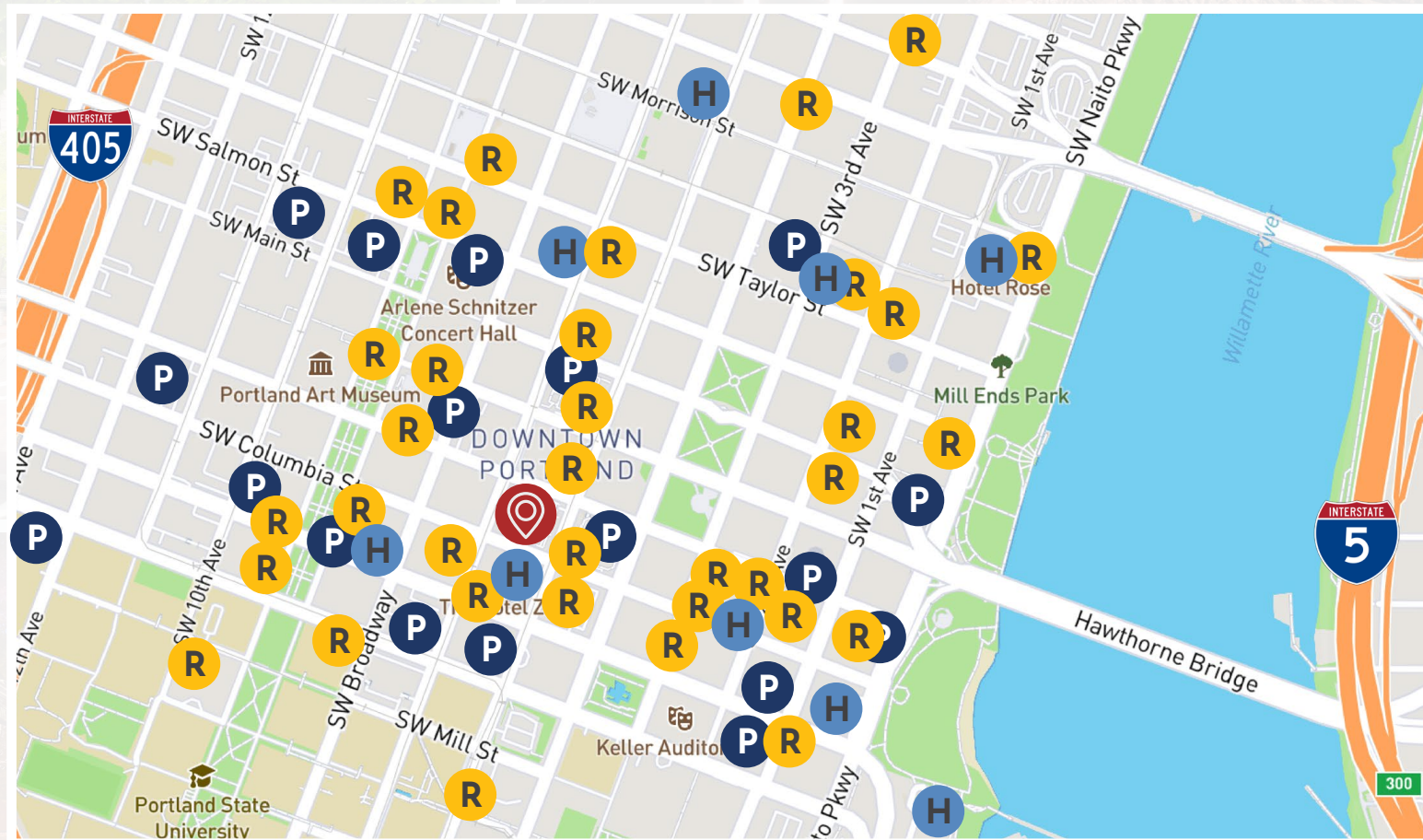
*furniture and electrical shown for example purposes





PERFECTLY POSITIONED

Situated on a full city block between 5th and 6th, and SW Columbia and Jefferson, PLAZA ON 6TH is perfectly positioned in the heart of downtown Portland.



RESTAURANTS



HOTELS



PARKING



PLAZA ON 6TH

INQUIRIES

AL KENNEDY

Senior Vice President

+1 503 545 5616

al.kennedy@cbre.com

ANNALORE RODMAN

Senior Vice President

+1 503 915 3436

annalore.rodman@cbre.com



© 2025 CBRE, Inc. All rights reserved. This information has been obtained from sources believed reliable, but has not been verified for accuracy or completeness. You should conduct a careful, independent investigation of the property and verify all information. Any reliance on this information is solely at your own risk. CBRE and the CBRE logo are service marks of CBRE, Inc. All other marks displayed on this document are the property of their respective owners, and the use of such logos does not imply any affiliation with or endorsement of CBRE. Photos herein are the property of their respective owners. Use of these images without the express written consent of the owner is prohibited.

CBRE

